

LED OR-LIGHTS
LED EXAMINATION LIGHTS
PENDANT SYSTEMS

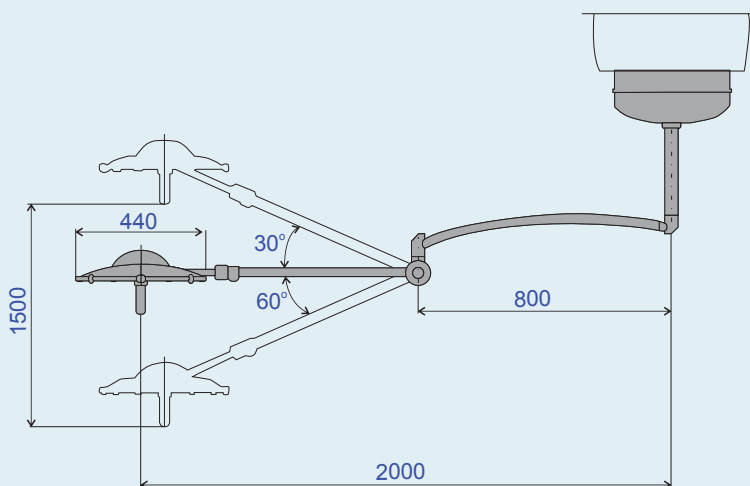
SURGICAL LIGHT EMALED® 300D or EMALED® 300D+



The surgical light EMALED 300D or EMALED 300D+ grants a high light quality and optimal illumination for diagnostical examinations and surgical interventions. The 4-step focusing via the control panel with LCD display enables to adapt the light field as needed.

TECHNICAL DETAILS

	EMALED 300D	EMALED 300D+
Illumination (at 1 m)	100.000 lx	up to 160.000 lx
Lighting intensity	10 - 100 %	10 - 100 %
Focusable diameter of lightning field D10	150 - 300 mm	150 - 300 mm
Operating distance	70 - 140 cm	70 - 140 cm
Colour temperature	4.500 K	4.500 K
Colour rendering index	95 Ra	95 Ra
Life expectancy of LEDs	50.000 hrs	50.000 hrs
Diameter of light head	440 mm	440 mm
Number of LEDs	42	42
Main voltage	230 V	230 V
Frequency	50 - 60 Hz	50 - 60 Hz
Power consumption	24 VA	24 VA
Height adjustment	1.500 mm	1.500 mm
Weight of lighting element	4,0 kg	4,0 kg
Weight of complete system	ca. 30 kg	ca. 30 kg



- Natural colour rendering
- Shadow-free illumination
- Barely noticeable heating of the light head
- No moveable parts in the light head
- Low maintenance requirements
- Adjustable illumination in 10 steps
- Powder coated aluminum case
- High flexibility: 360° rotation horizontal
- Two autoclavable handles are included (additional handles can be ordered any time)
- 4-step focusing via the control panel with LCD display
- Optionally: cardanic system

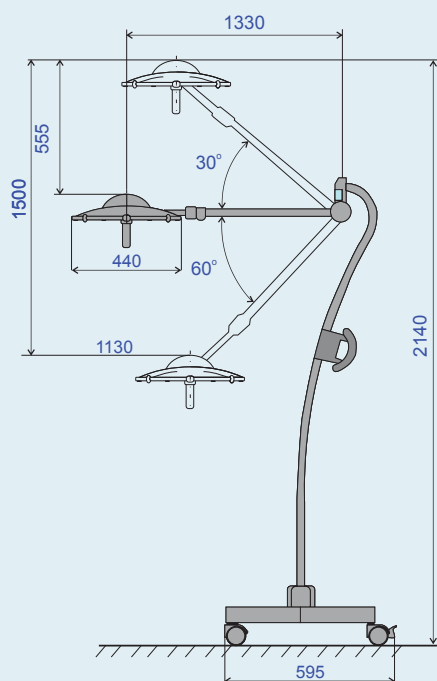


SURGICAL LIGHT EMALED® 300F or EMALED® 300F+

This mobile surgical light EMALED 300F or EMALED 300F+ has a great flexibility and can be used in multiple examination and operating rooms. The high illumination and wide focusable light field makes it possible to perform examinations as well as small surgical interventions.

TECHNICAL DETAILS

	EMALED 300F	EMALED 300F+
Illumination (at 1 m)	100.000 lx	up to 160.000 lx
Lighting intensity	10 - 100 %	10 - 100 %
focusable diameter of lightning field D10	150 - 300 mm	150 - 300 mm
Operating distance	70 - 140 cm	70 - 140 cm
Colour temperature	4.500 K	4.500 K
Colour rendering index	95 Ra	95 Ra
Life expectancy of LEDs	50.000 hrs	50.000 hrs
Diameter of light head	440 mm	440 mm
Number of LEDs	42	42
Main voltage	230 V	230 V
Frequency	50 - 60 Hz	50 - 60 Hz
Power consumption	24 VA	24 VA
weight of lighting element	4,0 kg	4,0 kg
weight of complete system	30 kg	30 kg



- Natural colour rendering
- Shadow-free illumination
- Barely noticeable heating of the light head
- No moveable parts in the light head
- Low maintenance requirements
- Adjustable illumination in 10 steps
- Powder coated aluminum case
- Two autoclavable handles are included (additional handles can be ordered any time)
- 4-step focusing via the control panel with LCD display
- Optionally: cardanic system





SURGICAL LIGHT EMALED® 300W or EMALED® 300W+



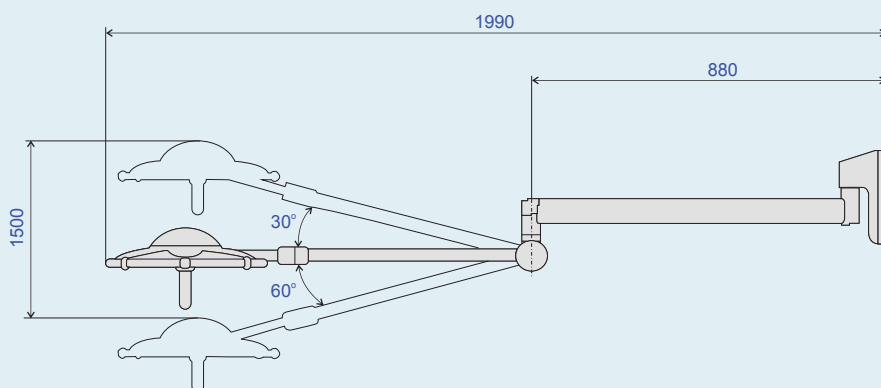
The multifunctional wall mounted surgical light EMALED 300W or EMALED 300W+ grants a great flexibility, smooth movement and is a great help in examination rooms as well as in operating rooms.



TECHNICAL DETAILS

	EMALED 300W	EMALED 300W+
Illumination (at 1 m)	100.000 lx	up to 160.000 lx
Lighting intensity	10 - 100 %	10 - 100 %
Focusable diameter of lightning field D10	150 - 300 mm	150 - 300 mm
Operating distance	70 - 140 cm	70 - 140 cm
Colour temperature	4.500 K	4.500 K
Colour rendering index	95 Ra	95 Ra
Life expectancy of LED´s	50.000 hrs	50.000 hrs
Diameter of light head	440 mm	440 mm
Number of LEDs	42	42
Main voltage	230 V	230 V
Frequency	50 - 60 Hz	50 - 60 Hz
Power consumption	24 VA	24 VA
Weight of lighting element	4,0 kg	4,0 kg
Weight of complete system	12 kg	12 kg


- Natural colour rendering
- Shadow-free illumination
- Barely noticeable heating of the light head
- No moveable parts in the light head
- Low maintenance requirements
- Adjustable illumination in 10 steps
- Powder coated aluminum case
- Two autoclavable handles are included (additional handles can be ordered any time)
- 4-step focusing via the control panel with LCD display
- Optionally: cardanic system





SURGICAL LIGHT EMALED® 500 mobile or EMALED® 560 mobile

This mobile surgical light EMALED 500 mobile or EMALED 560 mobile has a great flexibility and can be used in multiple examination and operating rooms. With the biggest light head of EMALED series it's possible to perform surgical interventions wherever it's needed.



TECHNICAL DETAILS


	EMALED 500 mobile	EMALED 560 mobile
Illumination (at 1 m)	120.000 lx	160.000 lx
Lighting intensity	10 - 100 %	10 - 100 %
focusable diameter of lightning field D10	185 - 350 mm	185 - 350 mm
Operating distance	70 - 140 cm	70 - 140 cm
Colour temperature	4.500 K	4.500 K
Colour rendering index	95 Ra	95 Ra
Life expectancy of LEDs	50.000 hrs	50.000 hrs
Diameter of light head	650 mm	650 mm
Number of LEDs	70	70
Main voltage	100 - 240 V	100 - 240 V
Frequency	50 - 60 Hz	50 - 60 Hz
Power consumption	60 VA	60 VA
weight of lighting element	9,5 kg	9,5 kg
weight of complete system	47 kg	47 kg

- Natural colour rendering
- Shadow-free illumination
- Barely noticeable heating of the light head
- No moveable parts in the light head
- Low maintenance requirements
- Adjustable illumination in 10 steps
- Powder coated aluminum case
- Two autoclavable handles are included (additional handles can be ordered any time)
- 4-step focusing via the control panel with LCD display
- including cardanic system

Optional available:

- Remote control (also for double dome lights)
- Laser pointer
- Full HD camera
- Variable colour temperature: 3500 - 5000 K (5-steps)





This light head EMALED 500 with a light head diameter of 650 mm and its flat and unique design, is compatible with laminar flow ceilings. This surgical light grants best light quality, a large light field and is therefore suitable also for big surgical interventions.



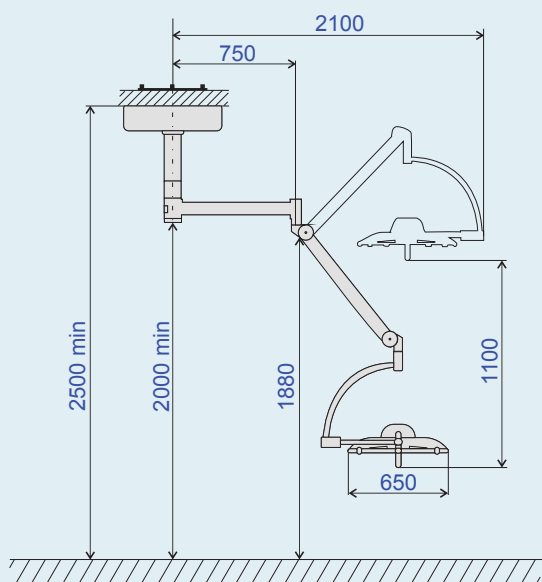
TECHNICAL DETAILS

Illumination (at 1 m)	120.000 lx
Lighting intensity	10 - 100 %
Focusable diameter of lightning field D10	185 - 350 mm
Operating distance	70 - 140 cm
Colour temperature	4.500 K
Colour rendering index	95 Ra
Life expectancy of LED 's	50.000 hrs
Diameter of light head	650 mm
Number of LEDs	70
Main voltage	100 - 240 V / 24 V
Frequency	50 - 60 Hz
Power consumption	60 VA
Weight of lighting element	9,5 kg
Weight of complete system	80 kg


- Natural colour rendering grants a great light quality
- Shadow-free illumination
- Barely noticeable heating of the light head
- No movable parts in the light head
- Low maintenance requirements
- Adjustable illumination in 10 steps
- Powder coated aluminium case
- Two autoclavable handles are included (additional handles can be ordered any time)
- High flexibility: 360° rotation horizontal
- 4-step focusing via the control panel with LCD display
- Endoscopic mode
- Macro mode

Optional available:

- Remote control (also for double dome lights)
- Emergency power back-up (for up to 4hrs network independent use)
- Full HD camera
- Laser pointer
- Variable colour temperature: 3500 - 5000 K (5-steps)



This light head EMALED 560 is optically identical with the EMALED 500 light head, but grants the highest possible illumination (160.000lx) and can therefore satisfy even the highest requirements.



TECHNICAL DETAILS

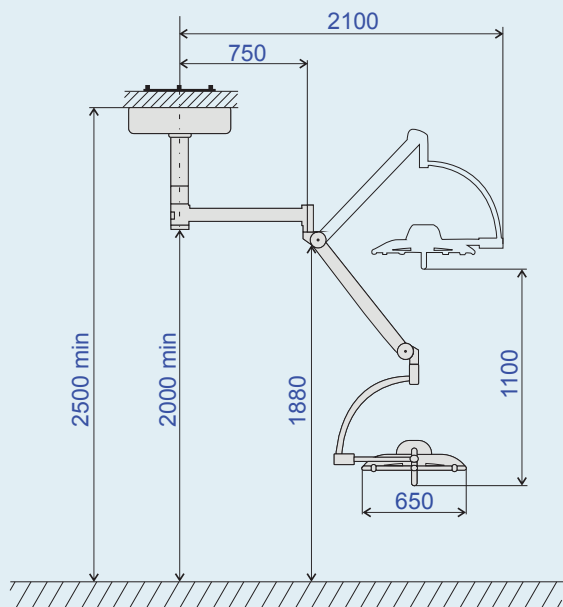
Illumination (at 1 m)	160.000 lx
Lighting intensity	10 - 100 %
Focusable diameter of lightning field D10	185 - 350 mm
Operating distance	70 - 140 cm
Colour temperature	4.500 K
Colour rendering index	95 Ra
Life expectancy of LED´s	50.000 hrs
Diameter of light head	650 mm
Number of LEDs	70
Main voltage	100 - 240 V / 24 V
Frequency	50 - 60 Hz
Power consumption	60 VA
Weight of lighting element	9,5 kg
Weight of complete system	80 kg



- Natural colour rendering grants a great light quality
- Shadow-free illumination
- Barely noticeable heating of the light head
- No movable parts in the light head
- Low maintenance requirements
- Adjustable illumination in 10 steps
- Powder coated aluminium case
- Two autoclavable handles are included (additional handles can be ordered any time)
- High flexibility: 360° rotation horizontal
- 4-step focusing via the control panel with LCD display
- Endoscopic mode
- Macro mode

Optional available:

- Remote control (also for double dome lights)
- Emergency power back-up (for up to 4hrs network independent use)
- Full HD camera
- Laser pointer
- Variable colour temperature: 3500 - 5000 K (5-steps)





SURGICAL LIGHT EMALED® 560/300 or 560/300+ or EMALED® 500/300 or 500/300+

Two moveable and vertically adjustable spring arms make it possible to site the light heads in every desired position. The cardanic system (at both light heads) grants an even higher flexibility.

TECHNICAL DETAILS

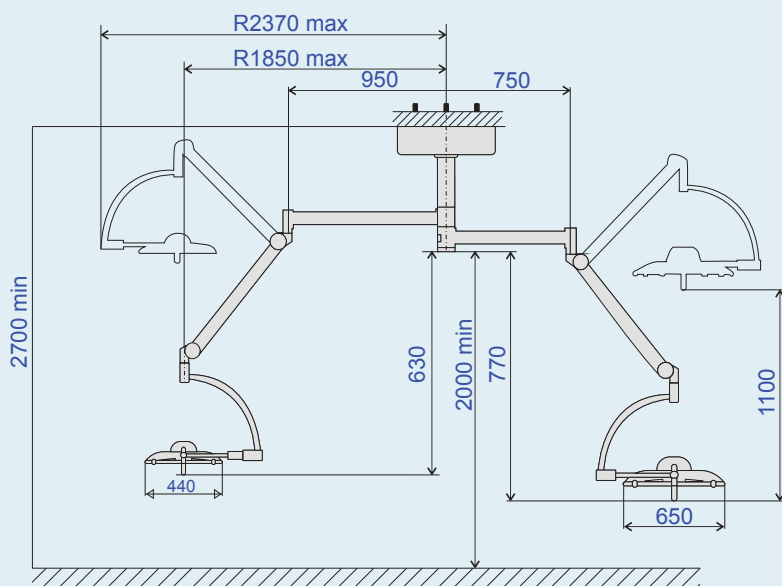
	EMALED 560	EMALED 500	EMALED 300 or EMALED 300+
Illumination (at 1 m)	160.000 lx	120.000 lx	100.000 lx or up to 160.000 lx
Lighting intensity	10 – 100 %	10 – 100 %	10 – 100 %
Focusable diameter of lightning field D10	185 - 350 mm	185 - 350 mm	150 - 300 mm
Operating distance	70 – 140 cm	70 – 140 cm	70 – 140 cm
Colour temperature	4.500 K	4.500 K	4.500 K
Colour rendering index	95 Ra	95 Ra	95 Ra
Life expectancy of LED´s	50.000 hrs	50.000 hrs	50.000 hrs
Diameter of light head	650 mm	650 mm	440 mm
Number of LEDs	70	70	42
Main voltage	100 – 240 V	100 – 240 V	
Frequency	47 - 63 Hz	47 - 63 Hz	47 – 63 Hz
Power consumption	60 VA	60 VA	24 VA
Weight of lighting element	9,5 kg	9,5 kg	4,0 kg
Weight of complete system	100 kg	100 kg	




- Natural colour rendering grants a great light quality
- Shadow-free illumination
- Barely noticeable heating of the light head
- No movable parts in the light head
- Low maintenance requirements
- Adjustable illumination in 10 steps
- Powder coated aluminium case
- Two autoclavable handles are included (additional handles can be ordered any time)
- High flexibility: 360° rotation horizontal
- 4-step focusing via the control panel with LCD display
- Endoscopic mode
- Macro mode

Optional available:

- Remote control (also for double dome lights)
- Emergency power back-up (for up to 4hrs network independent use)
- Full HD camera
- Laser pointer
- Variable colour temperature: 3500 - 5000 K (5-steps)



SURGICAL LIGHT EMALED® 560/560 or EMALED® 500/500 or EMALED® 560/500



This combination of light heads grants the highest possible illumination, the largest lightning field and is suitable for any kind of surgical intervention. Even long lasting interventions will be no problem, thanks to the low head release of the light heads.



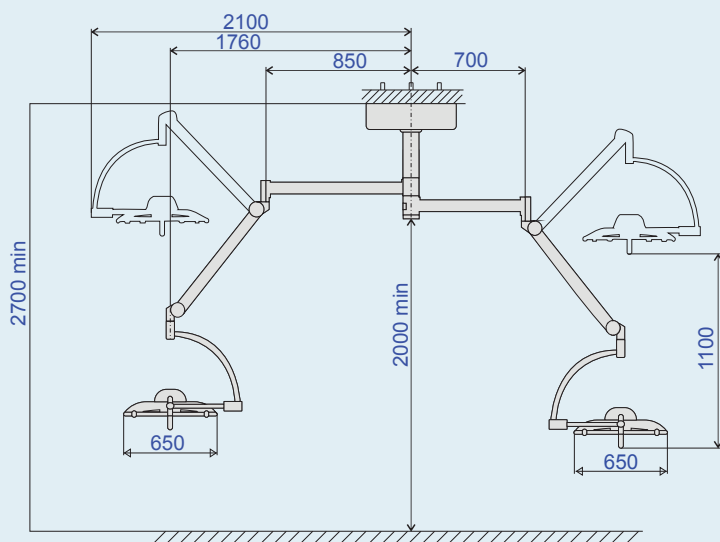
TECHNICAL DETAILS

	EMALED 560	EMALED 500
Illumination (at 1 m)	160.000 lx	120.000 lx
Lighting intensity	10 – 100 %	10 – 100 %
Focusable diameter of lightning field D10	185 - 350 mm	185 - 350 mm
Operating distance	70 – 140 cm	70 – 140 cm
Colour temperature	4.500 K	4.500 K
Colour rendering index	95 Ra	95 Ra
Life expectancy of LED´s	50.000 hrs	50.000 hrs
Diameter of light head	650 mm	650 mm
Number of LEDs	70	70
Main voltage	100 – 240 V	100 – 240 V
Frequency	47 - 63 Hz	47 - 63 Hz
Power consumption	60 VA	60 VA
Weight of lighting element	9,5 kg	9,5 kg
Weight of complete system	110 kg	110 kg

- Natural colour rendering grants a great light quality
- Shadow-free illumination
- Barely noticeable heating of the light head
- No movable parts in the light head
- Low maintenance requirements
- Adjustable illumination in 10 steps
- Powder coated aluminium case
- Two autoclavable handles are included (additional handles can be ordered any time)
- High flexibility: 360° rotation horizontal
- 4-step focusing via the control panel with LCD display
- Endoscopic mode
- Macro mode


Optional available:

- Remote control (also for double dome lights)
- Emergency power back-up (for up to 4hrs network independent use)
- Full HD camera
- Laser pointer
- Variable colour temperature: 3500 - 5000 K (5-steps)



We offer high quality pendant systems.
We can offer flexible solutions for all of your demands.

VALiA®



ACROBAT®



SLIM LINE®



For our EMALED 500 and EMALED 560 series we can additional offer video systems with medical monitors.

Full-HD camera (V)

The central positioning of the camera in the light head ensures distortion-free recordings of the procedure and ensures the best possible film quality.

Technical details

Image sensor	1/3-type CMOS (Progressive Scan)
Effective number of pixels	Approx. 4,080,000 pixels
AE (Auto exposure mode)	Auto, Manual, Priority mode (shutter/iris)
Lens	10x optical zoom f=3.3 mm (wide) to 33.0 mm (tele) F1.8 to F3.4
Zoom movement speed	1.4 sec
Focusing system	Auto, Manual, One push, AF sensitivity
Signal system (HD)	1080p/60
Digital output	HDMI



Full-HD monitors (M)

The full HD monitors (available 19 - 47 inch) are particular manufactured for the medical sector and can display the surgical interventions with best quality and color rendering.

Upon request we can also offer monitors with 4K resolution.

We're pleased to offer specific solutions for signal transmitting for your demand. E.g. we're prepared to display the surgery live on a different monitor in a separate training room.



Control panel with LCD-display

The endoscopy light, depth illumination light and laser pointer (optionally available) can easily be controlled via the control panel with LCD-display.



Remote control

Optionally, adjustments can be carried out by a wireless control unit, which can be mounted to the wall. In addition to the lighting-parameters and focusing the unit stores settings for certain light-related circumstances in its memory.



Autoclavable handle

Two detachable and autoclavable handles come along with each light head. Additional handles are available upon request.



Our sterile handle covers are an easy and cheap alternative for the daily sterilization.

Pendant systems are used to supply operating rooms with medical gases, electricity and data connections.

We offer two possibilities for configuration of our pendant systems:

1. Standard variant

Standard variants are based on a height of the raw ceiling of up to 4000 mm and a false ceiling of approx. 3000 mm.

The built-in components of the pendants are available in the 3 standards.

- BS
- DIN
- AFNOR

Changes to the configuration are only possible in a limited range.

2. According to customer requirements

The customer-oriented planning of pendant systems enables the implementation of all customer requirements, provided they comply with national regulations.

It is possible to use payloads of up to 1000 kg and lift weights of up to 250 kg with a motor arm.


Gas outlets and sockets are available in all international standards.



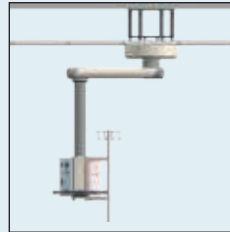
Pendant systems finder mainly used in the following areas:

OPERATING ROOM

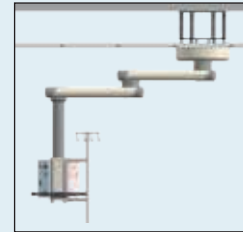
Anesthesia




Basic ANST



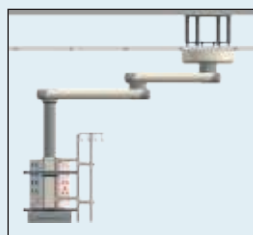
Basic AN1



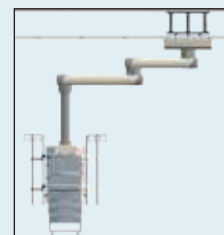
Basic AN2



Performance AN3



Performance AN4

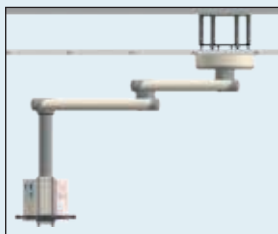


Premium AN5

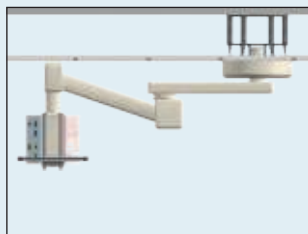
General Surgery



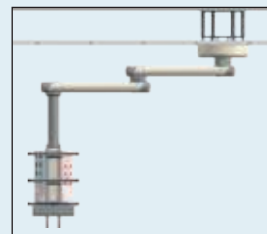
Basic CHST



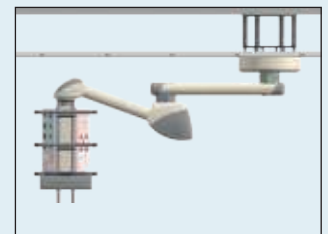
Basic CH1



Performance CH2



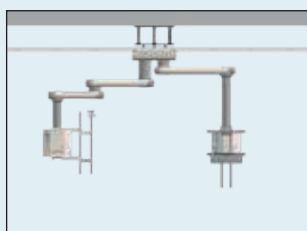
Performance CH3



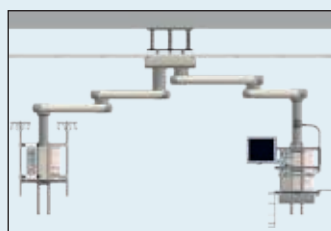
Premium CH4

INTENSIVE CARE UNIT

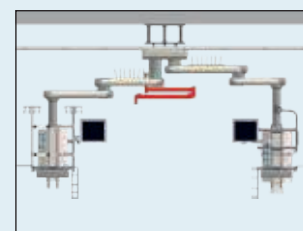
Intensive Care



Basic IC1



Performance IC2



Premium CH3

Please contact us to get more information.



OR-/ EXAMINATION LIGHTS



OR-Lights:

EMALED® 560

Illumination: 160.000 lx

Variants:

EMALED 560
EMALED 560 M
EMALED 560 V
EMALED 560 VM
EMALED 560 mobile
EMALED 560 V mobile

Combination:

EMALED 560/500
EMALED 560/500 M
EMALED 560/500 V
EMALED 560/500 VM
EMALED 560/560
EMALED 560/560 M
EMALED 560/560 V
EMALED 560/560 VM
EMALED 560/300
EMALED 560/300 M
EMALED 560/300 V
EMALED 560/300 VM
EMALED 560/560/560
EMALED 560/500/500
EMALED 560/560/300
EMALED 560/500/300
EMALED 560/560/560 V
EMALED 560/560/560 VM
EMALED 560/560/300 V
EMALED 560/560/300 VM

EMALED® 500

Illumination: 120.000 lx

Variants:

EMALED 500
EMALED 500 M
EMALED 500 V
EMALED 500 VM
EMALED 500 mobile
EMALED 500 V mobile

Combination:

EMALED 500/500
EMALED 500/500 M
EMALED 500/500 V
EMALED 500/500 VM
EMALED 500/300
EMALED 500/300 M
EMALED 500/300 V
EMALED 500/300 VM
EMALED 500/500/500

EMALED® 300 / 300+

Illumination: 100.000 lx / up to 160.000 lx

Variants:

EMALED 300D: for ceiling mounting
EMALED 300W: for wall mounting
EMALED 300F: mobile floor light

Combination:

EMALED 300/300



Technical details of light heads

	300 / 300+	500	560
Illumination level	100.000 lx / up to 160.000 lx	120.000 lx	160.000 lx
Colour temperature	4.500 K	4.500 K	4.500 K
Colour rendering index	95 Ra	95 Ra	95 Ra
Power supply	230 V	100 - 240 V	100 - 240 V
Operating voltage	24 V DC	24 V DC	24 V DC
Focus	adjustable (on control panel)	adjustable (on control panel)	adjustable (on control panel)
Dimming	10 - 100%	10 - 100%	10 - 100%
Number of LEDs	42	70	70
Weight	4,0 kg	9,5 kg	9,5 kg
Rated input	24 VA	60 VA	60 VA
Service life of LEDs	50.000 hrs	50.000 hrs	50.000 h
	Control panel with LCD-display on light head	Control panel with LCD-display on light head, optional remote control	Control panel with LCD-display on light head, optional remote control

